

Application Submission- User Manual - SMDI

IMPORTANT INSTRUCTIONS

1. All the mandatory fields marked with * have to be filled.
2. Do not use any special character while filing the form (i.e \$,%,#, ^)
3. In case you have any queries or questions, please contact the PMA Team - LSSSDC:
 - Mrs. Madhu Rupa | Sr. Consultant | MADHU@LSSSDC.IN | + 91+91 9810186773
 - Mrs. Neha Sharma | Project Manager | NEHA.SHARMA@LSSSDC.IN | +91 8178357429
 - Ms. Chitra Kanwar | Project Coordinator | CHITRA.KANWAR@LSSSDC.IN | +91 9773982613
4. All the creatives and supporting documents should be uploaded in the correct format.
5. Ensure that all information is entered correctly. Once the form has been submitted, it cannot be changed.

Dear Applicant!

Thank you for your interest in the **Strengthening of the Medical Device Industry (SMDI) Scheme!**

Please go through the following guide to register and fill in the forms of the 2 Sub - Schemes of the SMDI scheme:

1. Marginal Investment Scheme for Reducing Import Dependence
2. Medical Device Clinical Studies Support Scheme

Marginal Investment Scheme for Reducing Import Dependence

Step 1: on SMDI.LSSSDC.IN home page first click on the desired scheme: **Marginal Investment Scheme for Reducing Import Dependence**



Department of Pharmaceuticals
Ministry of Chemical and Fertilizers
Government of India

SCHEME FOR STRENGTHENING OF MEDICAL DEVICE INDUSTRY



Medical device is a sunrise industry in India, with double digit growth rate. Due to efforts of the government in the last decade in creating a suitable eco-system and incentivizing production of medical devices through PLI scheme, production of technology intensive medical devices such CT scan, MRI, C-arm etc. has started in India. However, as a nascent industry, the sector is facing following KEY challenges.

- Dependence on imports still continues to be about 70%.
- NO incentive of domestic manufacturing of key components/raw materials/accessories etc.
- High cost towards clinical investigations.
- Dearth of available industry ready trained manpower.

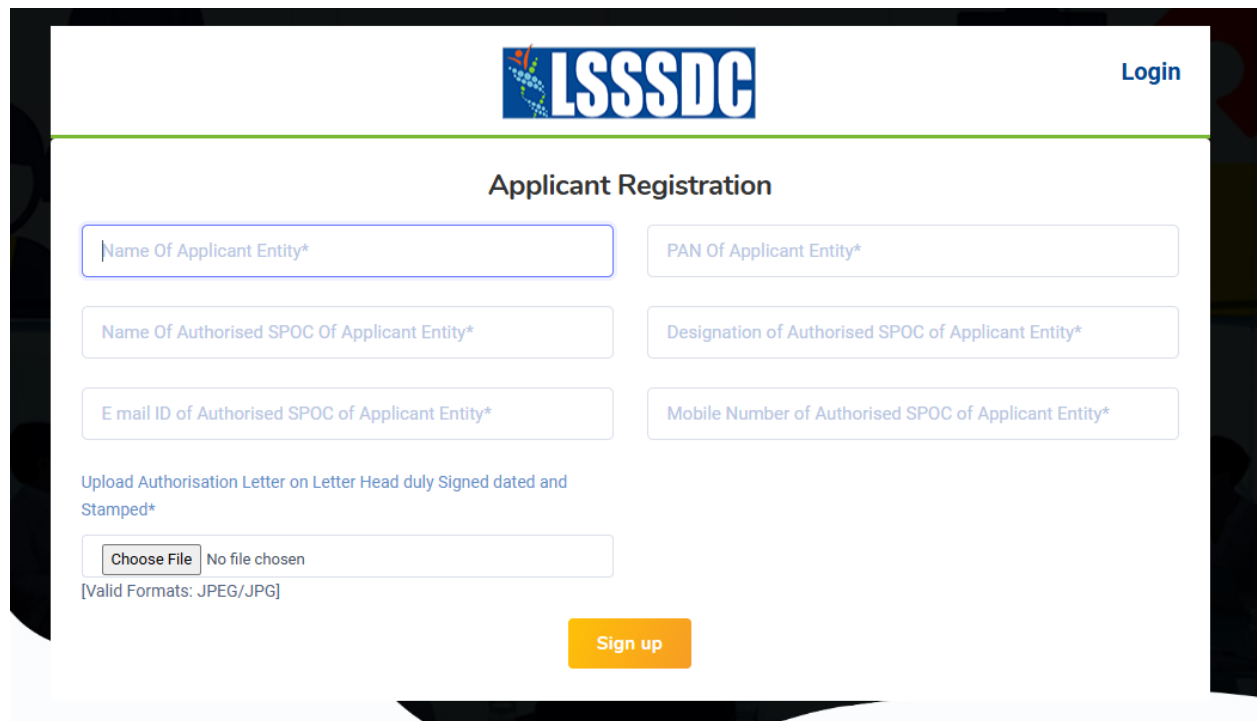
Last Date Of Receiving The Applications Is Extended Till 31 Jan 2025
11:59 PM

Apply Now

- Marginal Investment Scheme for Reducing Import Dependence
- Medical Device Clinical Studies Support Scheme
- Capacity Building and Skill Development for Medical Devices-Component B


Step 2: The following page will appear, fill in the given details to register yourself. Kindly keep the following instructions in mind before filling these details:

1. The name of the Applicant Entity will be the name of the Organisation/Institution.
2. PAN will be of the Single point of Contact (SPOC).
3. The name of the authorised SPOC will be the same as the Authorization Letter.
4. Kindly make sure to upload the Authorisation Letter on Letter Head of your organisation/institution duly Signed, dated, and stamped* which authorises you to apply on behalf of your organisation/institute.
5. After filling all the details click "Sign Up" and your login details will be sent to the SPOC Email ID.




The screenshot shows the LSSSDC Applicant Registration page. At the top, there is the LSSSDC logo and a 'Login' link. The main heading is 'Applicant Registration'. The form contains several input fields: 'Name Of Applicant Entity*', 'PAN Of Applicant Entity*', 'Name Of Authorised SPOC Of Applicant Entity*', 'Designation of Authorised SPOC of Applicant Entity*', 'E mail ID of Authorised SPOC of Applicant Entity*', and 'Mobile Number of Authorised SPOC of Applicant Entity*'. Below these fields is a section for uploading an 'Authorisation Letter on Letter Head duly Signed dated and Stamped*', with a 'Choose File' button and a note that no file is chosen. The valid formats are listed as JPEG/JPG. At the bottom of the form is a yellow 'Sign up' button.

Step 3: After clicking on LOGIN, you will be taken to the following page where you will have to fill in the User ID and Login Password sent on your email:



2024 | LSSSDC | All Rights Reserved

Step 4: After logging in you will be directed to the following page where you will have to click on the Scheme you are interested in Applying for "Marginal Investment Scheme for Reducing Import Dependence" :



Step 5: After clicking on the scheme name you will be directed to the "Basic Details" Section:

Department of Pharmaceuticals
Ministry of Chemical and Fertilizers
Government of India

Applicant
chitra.kanwar@lsssdc.in

- [My Dashboard](#)
- [Application Form](#)
- [Project Report](#)
- [Milestone Report](#)
- [Notification](#)

APPLICATION FORM - Marginal Investment Scheme For Reducing Import Dependence

Note: Fields marked with * are required.

1.
REGISTRATION DETAILS

2.
BASIC DETAILS

3.
PROJECT DETAILS

4.
STATUTORY AND OPERATIONAL PLANS

5.
FINANCIAL DETAILS

Applicant Basic Details [Accepted file formats for uploads: JPG, PDF. Maximum size: 2MB.]

Name of Applicant Entity*

Type of Entity Constitution*

Incorporation Registration Number (CIN etc)*

You can easily fill in the following details about the Applicant:

Department of Pharmaceuticals
Ministry of Chemical and Fertilizers
Government of India

Applicant
chitra.kanwar@lsssdc.in

Name of Applicant Entity*

Type of Entity Constitution*

Incorporation Registration Number (CIN etc)*

Incorporation Registration Number (CIN etc) (jpg, jpeg only)*

No file chosen

Incorporation Date*

Present Business of Applicant*

Registered Office Details*

City*

District*

PIN Code*

State*

Address of Proposed Manufacturing Unit*

Step 6: After filling in all the basic details kindly click on the “Save & Next” button.



Name of Head of Applicant Entity*	Designation of Head of Applicant Entity*	E mail ID of Head of Applicant Entity*
<input type="text"/>	<input type="text"/>	<input type="text"/>
Mobile Number of Head of Applicant Entity*	Name of Authorised SPOC of Applicant Entity*	Designation of Authorised SPOC of Applicant Entity*
<input type="text"/>	Chitra Kanwar	Project Coordinator
E Mail Id of Authorised SPOC of Applicant Entity*	Mobile Number of Authorised SPOC of Applicant Entity*	Upload Authorisation Letter on Letter Head duly Signed dated and Stamped (jpg, jpeg only)*
chitra.kanwar@lssdc.in	9773982613	<input type="button" value="Choose File"/> No file chosen <input type="button" value="📎"/>
PAN of Applicant Entity (jpg, jpeg only)*	TAN No. of Applicant Entity *	TAN of Applicant Entity (jpg, jpeg only)*
<input type="button" value="Choose File"/> No file chosen <input type="button" value="📎"/>	<input type="text"/>	<input type="button" value="Choose File"/> No file chosen <input type="button" value="📎"/>
GST No. of Applicant Entity	GST of Applicant Entity (if Available) (jpg, jpeg only)	MSME Status of Entity*
<input type="text"/>	<input type="button" value="Choose File"/> No file chosen <input type="button" value="📎"/>	Not Applicable
UDYAM Certificate Number of Applicant Entity	UDYAM Certificate Number (if Applicable) (jpg, jpeg only)	
<input type="text"/>	<input type="button" value="Choose File"/> No file chosen <input type="button" value="📎"/>	
<input type="button" value="Previous"/> <input type="button" value="Save & Next"/>		

You will then be directed to the “Project Details” Section which has the following 5 sub-sections:



APPLICATION FORM - Marginal Investment Scheme For Reducing Import Dependence

Note: Fields marked with * are required.

1.

REGISTRATION DETAILS

2.

BASIC DETAILS

3.

PROJECT DETAILS

4.

STATUTORY AND OPERATIONAL PLANS

5.

FINANCIAL DETAILS

Project Details (Accepted file formats for uploads: JPG, PDF. Maximum size: 2MB)

Project Title*	Product Category*	Intended Product / Products for Manufacturing*
<input type="text"/>	<input type="text"/>	<input type="text"/>

Mode of Implementation: Project will be Implemented by*

Parent Company

3a: Details of Implementing Entity:

3a. Details of Implementing Entity

Name of Implementing Entity*	Type of Implementing Entity Constitution*	Incorporation Registration Number (CIN etc) (if Incorporated)
<input type="text"/>	Central Government Organization <input type="button" value="v"/>	<input type="text"/>
Incorporation Registration Number (CIN etc)(jpg, jpeg only)	Incorporation Date (if Incorporated)	Present Business of Implementing Entity*
<input type="text"/> <input type="button" value="Choose File"/> No file chosen <input type="button" value="📎"/>	<input type="text"/>	Medical devices Manufacturer <input type="button" value="v"/>
Registered Office Details of Implementing Entity*	City*	District*
<input type="text"/>	<input type="text"/>	<input type="text"/>
Pin Code*	State*	Name of Head of Implementing Entity*
<input type="text"/>	<input type="text"/>	<input type="text"/>
Designation of Head of Implementing Entity*	E mail ID of Head of Implementing Entity*	Mobile Number of Head of Implementing Entity*
<input type="text"/>	<input type="text"/>	<input type="text"/>
Name of Authorised SPOC of Implementing Entity*	Designation of Authorised SPOC of Implementing Entity*	E mail ID of Authorised SPOC of Implementing Entity*
<input type="text"/>	<input type="text"/>	<input type="text"/>
Mobile Number of Authorised SPOC of Implementing Entity*	Upload Authorisation Letter on Letter Head duly Signed dated and Stamped by Implementing Entity*	PAN No of Implementing Entity
<input type="text"/>	<input type="text"/> <input type="button" value="Choose File"/> No file chosen <input type="button" value="📎"/>	<input type="text"/>
PAN of Implementing Entity (if available)	TAN No of Implementing Entity	TAN of Implementing Entity (if available)
<input type="text"/> <input type="button" value="Choose File"/> No file chosen <input type="button" value="📎"/>	<input type="text"/>	<input type="text"/> <input type="button" value="Choose File"/> No file chosen <input type="button" value="📎"/>
GST No of Implementing Entity	GST of Implementing Entity (if available)	MSME Status of Implementing Entity(if available)
<input type="text"/>	<input type="text"/> <input type="button" value="Choose File"/> No file chosen <input type="button" value="📎"/>	Not Applicable <input type="button" value="v"/>
UDYAM Certificate Number of Implementing Entity (if available)	UDYAM Certificate of Implementing Entity (if available)	
<input type="text"/>	<input type="text"/> <input type="button" value="Choose File"/> No file chosen <input type="button" value="📎"/>	

3b. Details of Proposed Manufacturing Facility & Technical Details:

3b. Details of Proposed Manufacturing Facility & Technical Details

Address of Manufacturing Facility

Geo Tag Coordinates of the Address of Manufacturing Facility*

Area of Manufacturing Facility (in Square Meter)*


Ownership Type*

Type of Project*

Segment of Medical Devices/IVDs Targeted*

Gestation period (in Months)*

Attach a detailed project timeline showing all major milestones and phases*

 No file chosen 

3c. Proposed Product Details:

3c. Proposed Product Details


Product Name	Technical Specification *	Devices or products for which components/raw materials are being developed*	Expected Production Capacity (Unit -Quantity)*	Proposed Annual Production Output (Unit -Quantity)*
<input type="text"/>	<input type="text"/>	<input type="text"/>	<input type="text"/>	<input type="text"/>

3d. Benefits / Objectives / Rationale:

3d. Benefits / Objectives / Rationale


How the project will reduce import dependence*

How the project will reduce import dependence *

 No file chosen 


Expected contribution to domestic manufacturing of medical devices/IVDs*

Expected contribution to domestic manufacturing of medical devices/IVDs*

 No file chosen 

Strategic importance of the project*

Strategic importance of the project*


 No file chosen 

Total addressable market size (in INR)*

Total addressable market size (in INR)*

 No file chosen 

Other Rationale/ Benefits

 No file chosen 

3e. Salient Features of the Project:

3e. Salient Features of the Project

Core Focus Area*

New product/innovative product

Upload any supporting document/ report in relation to Core Focus Area *

Choose File No file chosen


Previous Save & Next

Step 7: After filling in all the project details, please click upon the **Save & Next** button.

After that you will be directed to the **“Statutory and Operational Plans”** which has 2 sub-sections:

4a: Statutory Approvals

4b: Business Plan

 Department of Pharmaceuticals
Ministry of Chemical and Fertilizers
Government of India

Applicant
chitra.kanwar@lssdc.in

1. REGISTRATION DETAILS 2. BASIC DETAILS 3. PROJECT DETAILS 4. STATUTORY AND OPERATIONAL PLANS 5. FINANCIAL DETAILS

4. Statutory and Operational Plans [Accepted file formats for uploads: JPG, PDF. Maximum size: 2MB]

4a. Statutory Approvals

Existing Approvals for Project* List of required statutory approvals for manufacturing*

Select Select

4b. Business Plan

Break-Even Analysis*

Choose File No file chosen

Previous Save & Next

After clicking the **“Save & Next”** button, you will be directed to the **Financial Details** section, which has 4 sub-sections:

1. Turnover of Applicant Entity



Financial Details [Accepted file formats for uploads: JPG, PDF. Maximum size: 2MB]

Turnover of Applicant Entity

Financial Year	Turn Over as per Audited Balance Sheet (in INR) *	Upload Audited Balance Sheet*	Upload ITR*
FY 23-24 (Mandatory)	<input type="text"/>	<input type="button" value="Choose File"/> No file chosen	<input type="button" value="Choose File"/> No file chosen
FY 22-23 (In case was operational in this FY)	<input type="text"/>	<input type="button" value="Choose File"/> No file chosen	<input type="button" value="Choose File"/> No file chosen
FY 21-22 (In case was operational in this FY)	<input type="text"/>	<input type="button" value="Choose File"/> No file chosen	<input type="button" value="Choose File"/> No file chosen

2. Project Cost Estimate along with specific "Expense Heads":

Project Cost Estimate

Total Project Cost Required (in INR)*

Expense Head

Land*

Building*

Internal Infrastructure*

Plant and Machinery*

Related Utilities*

Facilities*

Others*

3. Any Other Government Grant already availed (Optional):

Any Other Government Grant already availed (Optional)

Funding Agency Name	Scheme Name *	Project Name*	Period of Funding*	Purpose of Funding*	Grant Amount (in INR)*
<input type="text" value="Name"/>	<input type="text" value="Scheme Name"/>	<input type="text" value="Project Name"/>	<input type="text" value="Period"/>	<input type="text" value="Purpose"/>	<input type="text" value="Amount"/>

4. Means of Finance:

Means of Finance

Applied Capital Subsidy Amount (in INR)

Own Contribution Amount (in INR)

Bank Finance Amount (in INR)*

Through Other Sources Amount (in INR)*

Previous

Save and Submit

After that, you will have to click the **“Save and Submit”** button, but please remember, that once submitted, the application cannot be edited. You can click on the **“Previous”** button to edit the application, before clicking on submit.

After submitting, you will receive a confirmation Email from LSSDC regarding the submission of your application.

